




	IM	GM
3FR		R^
8BIM		RW
8BIMTEXT		RW
AAI	RW	RW
APNG	RW	
APP1JPEG		RW
ART	RW	RW
ARW	R	R^
AVI	R	
AVIF	RW	R
AVS	RW	RW
B		RW
BAYER	RW	
BIE		RW^
BIGTIFF		RW^
BPG	RW	
BMP, BMP2, IRW		RW
BRF	W	W^
CALS	R	R
CGM		R

CIN	RW	R
CIP	W	
CMYK	RW	RW
CMYKA	RW	
CR2	R	R^
CRW	R	R^
CUBE	R	
CUR	R	R
CUT	R	R
DCM	R	R
DCR	R	R
DCX	RW	RW
DDS	RW	

DEBUG	W	
DIB	RW	RW
DJVU	R	
DMR	RW	
DNG	R	R^
DOT	R	
DPX	RW	RW
EMF	R	R
EPDF	RW	RW
EPI	RW	RW
EPS	RW	RW
EPS2	W	W
EPS3	W	W
EPSF	RW	RW
EPSI	RW	RW
EPT	RW	RW
ERF		R^
EXR	RW	
FARBFELD	RW	

FAX	RW	RW
FIG		R
FITS	RW	RW
FL32	RW	
FLIF	RW	
FPX	RW	RW
FTXT	RW	
GIF	RW	RW
GPLT	R	
GRAY	RW	RW
GRAYA	RW	RW
HDR	RW	
HEIC	RW	R^
HEIF		R
HPGL	R	R
HRZ	RW	RW
HTML	RW	RW
ICO	R	R

		List1
INFO	W	
ISOBRL	W	
ISOBRL6	W	
JBIG	RW	RW
JNG	RW	RW
JP2	RW	RW
JPT	RW	
J2C	RW	
J2K	RW	
JPEG	RW	RW
JXR	RW	
JSON	W	

JXL	RW	RW
K25		R
KDC		R
KERNEL	W	
MAN	R	R
MAT	R	RW
MEF		R

MIFF	RW	RW
MONO	RW	RW

MNG	RW	RW
-----	----	----

M2V	RW	RW
-----	----	----

MPEG	RW	RW
------	----	----

MPC	RW	RW
MPO	R	

MPR	RW	RW^
MRW	R	R

List1

MSL	RW	RW
MTV	RW	RW
MVG	RW	RW
NEF	R	R
ORF	R	R
ORA	R	R
OTB	RW	RW
P7	RW	RW
PALM	RW	RW
PAM	W	RW
CLIPBOARD	RW	RW
PBM	RW	RW
PCD	RW	RW
PCDS	RW	RW
PCL	W	W
PCX	RW	RW
PDB	RW	RW

PDF	RW	RW
PEF	R	R
PES	R	
PFA	R	R
PFB	R	R
PFM	RW	
PGM	RW	RW
PHM	RW	
PICON	RW	RW
PICT	RW	RW
PIX	R	R

List1

PNG	RW	RW
PNG8	RW	RW
PNG00	RW	RW
PNG24	RW	RW
PNG32	RW	RW
PNG48	RW	RW
PNG64	RW	RW

PNM	RW	RW
POCKETMOD	RW	
PPM	RW	RW

PS	RW	RW
PS2	RW	
PS3	RW	
PSB	RW	

PSD	RW	RW
-----	----	----

PTIF	RW	RW
------	----	----

PWP	R	R
-----	---	---

QOI	RW	
-----	----	--

RAD	R	R
-----	---	---

RAF	R	R
-----	---	---

RAW	RW	
-----	----	--

RGB	RW	RW
-----	----	----

RGB565	R	
--------	---	--

RGBA	RW	RW
------	----	----

List1

RGF	RW	
RLA	R	R
RLE	R	R
SCT	R	
SFW	R	R
SGI	RW	RW
SHTML	W	W
SID, MrSID	R	
SPARSE- COLOR	W	
SR2		R
SRF		R
STRIMG	RW	
SUN	RW	RW

SVG	RW	RW
TEXT	R	RW^?
TGA	RW	RW

TIFF	RW	RW
TIM	R	R

TTF	R	R
TXT	RW	RW

UBRL	W	
------	---	--

UBRL6	W	
-------	---	--

UIL	W	
-----	---	--

UYVY	RW	RW
------	----	----

VICAR	RW	RW
-------	----	----

VIDEO	RW	?
VIFF	RW	RW
WBMP	RW	RW
WDP	RW	
WEBP	RW	RW
WMF	R	?R
WPG	R	RW
X	RW	RW
X3F		R^
XBM	RW	RW
XCF	R	R
XPM	RW	RW
XWD	RW	RW
X3F	R	R

		List1
YAML	W	
YCbCr	RW	
YCbCrA	RW	
YUV	RW	RW

Hasselblad Photo RAW
 Photoshop resource format
 Photoshop resource text format
 AAI Dune image

Animated Portable Network Graphics	Note, you must use an explicit image format specifier to read an APNG (apng:myImage.apng) image sequence, otherwise it assumes a PNG image and only reads the first frame.
Raw JPEG binary data	
PFS: 1st Publisher	Format originally used on the Macintosh (MacPaint?) and later used for PFS: 1st Publisher clip art.
Sony Digital Camera Alpha Raw Image Format	Set -define dng:use-camera-wb=true to use the RAW-embedded color profile for Sony cameras. You can also set these options: use-auto-wb, no-auto-bright, and output-color.
Microsoft Audio/Visual Interleaved	
Format derived from the keyframes of AV1 video	
AVS X image	
Raw blue samples	
Raw mosaiced samples	Use -size and -depth to specify the image width, height, and depth. To specify a single precision floating-point format, use -define quantum:format=floating-point. Set the depth to 32 for single precision floats, 64 for double precision, and 16 for half-precision. For signed pixel data, use -define quantum:format=signed.
Tagged Image File Format (64-bit offsets)	Joint Bi-level Image experts Group interchange format (JBIG-Kit 2.1 (GPL license))
Better Portable Graphics	Use -quality to specify the image compression quality. To meet the requirements of BPG, the quality argument divided by 2 (e.g. -quality 92 assigns 46 as the BPG compression).
Microsoft Windows bitmap	By default the BMP format is version 4. Use BMP3 and BMP2 to write versions 3 and 2 respectively. Use -define bmp:ignore-filesize to ignore the filesize check.
Braille Ready Format	Uses juxtaposition of 6-dot braille patterns (thus 6x2 dot matrices) to reproduce images, using the BRF ASCII Braille encoding.
Continuous Acquisition and Life-cycle Support Type 1 image	Specified in MIL-R-28002 and MIL-PRF-28002. Standard blueprint archive format as used by the US military to replace microfiche.
Computer Graphics Metafile	Requires ralcgm to render CGM files.

Kodak Cineon Image Format	Use -set to specify the image gamma or black and white points (e.g. -set gamma 1.7 , -set reference-black 95 , -set reference-white 685). Properties include cin:file.create_date , cin:file.create_time , cin:file.filename , cin:file.version , cin:film.count , cin:film.format , cin:film.frame_id , cin:film.frame_position , cin:film.frame_rate , cin:film.id , cin:film.offset , cin:film.prefix , cin:film.slate_info , cin:film.type , cin:image.label , cin:origination.create_date , cin:origination.create_time , cin:origination.device , cin:origination.filename , cin:origination.model , cin:origination.serial , cin:origination.x_offset , cin:origination.x_pitch , cin:origination.y_offset , cin:origination.y_pitch , cin:user.data .
Cisco IP phone image format	
Raw cyan, magenta, yellow, and black samples	Use -size and -depth to specify the image width, height, and depth. To specify a single precision floating-point format, use -define quantum:format=floating-point . Set the depth to 32 for single precision floats, 64 for double precision, and 16 for half-precision.
Raw cyan, magenta, yellow, black, and alpha samples	Use -size and -depth to specify the image width, height, and depth. To specify a single precision floating-point format, use -define quantum:format=floating-point . Set the depth to 32 for single precision floats, 64 for double precision, and 16 for half-precision.
Canon Digital Camera Raw Image Format	Requires an explicit image format otherwise the image is interpreted as a TIFF image (e.g. cr2:image.cr2).
Canon Digital Camera Raw Image Format	
A lookup table containing math instructions to replace a color (based on RGB value) by another one. It's like a color grading preset. This process is done pixel by pixel with a very high accuracy.	Select levels like this: cube:Vibrant.cube[8] for level 8
Microsoft Cursor Icon	
DR Halo	
Digital Imaging and Communications in Medicine (DICOM) image	Used by the medical community for images like X-rays. ImageMagick sets the initial display range based on the Window Center (0028,1050) and Window Width (0028,1051) tags. Use -define dcm:display-range=reset to set the display range to the minimum and maximum pixel values. Use -define dcm:rescale=true to enable interpretation of the rescale slope and intercept settings in the file. Use -define dcm>window=centerXwidth to override the center and width settings in the file with your own values.
Digital Camera Raw Image File	Use DCRAW to leverage the raw photo decoder delegate program, e.g., dcraw:IMG_2600.dng
ZSoft IBM PC multi-page Paintbrush image	Use -define to specify the compression (e.g. -define dds:compression={dxt1, dxt5, none}). Other defines include dds:cluster-fit={true,false} , dds:weight-by-alpha={true,false} , dds:fast-mipmaps={true,false} , and use dds:mipmaps to set the number of mipmaps (use fromlist to use the image list).
Microsoft Direct Draw Surface	

List1

Raw pixel debug file, likely only useful to the developers

Microsoft Windows Device Independent Bitmap

DIB is a [BMP](#) file without the [BMP](#) header. Used to support embedded images in compound formats like WMF.

Digital media repository

Requires the [MagickCache](#) delegate library. Supported options include dmr:path (location of repository), dmr:passkey (key to open digital media repository), dmr:passphrase (optionally scramble or unscramble media resource), and dmr:ttl (time-to-live); Set the dmr:meta (metadata) property to store the resource as meta data.

Digital Negative

Requires an explicit image format otherwise the image is interpreted as a TIFF image (e.g. dng:image.dng).

Graph Visualization

Use [-define](#) to specify the layout engine (e.g. [-define dot:layout-engine=twopi](#)).

SMPTE Digital Moving Picture Exchange 2.0 (SMPTE 268M-2003)

Use [-set](#) to specify the image gamma or black and white points (e.g. [-set gamma 1.7](#), [-set reference-black 95](#), [-set reference-white 685](#)).

Microsoft Enhanced Metafile (32-bit)

Only available under Microsoft Windows. Use [-size](#) command line option to specify the maximum width and height.

Encapsulated Portable Document Format

Adobe Encapsulated PostScript Interchange format

Requires [Ghostscript](#) to read.

Adobe Encapsulated PostScript

Requires [Ghostscript](#) to read.

Adobe Level II Encapsulated PostScript

Requires [Ghostscript](#) to read.

Adobe Level III Encapsulated PostScript

Requires [Ghostscript](#) to read.

Adobe Encapsulated PostScript

Requires [Ghostscript](#) to read.

Adobe Encapsulated PostScript Interchange format

Requires [Ghostscript](#) to read.

Adobe Encapsulated PostScript Interchange format with [TIFF](#) preview

Requires [Ghostscript](#) to read.

Epson RD1

High dynamic-range (HDR) file format developed by Industrial Light & Magic

See [High Dynamic-Range Images](#) for details on this image format. To specify the output color type, use [-define exr:color-type={RGB,RGBA,YC,YCA,Y,YA,R,G,B,A}](#). Use [-sampling-factor](#) to specify the sampling rate for YC(A) (e.g. 2x2 or 4:2:0). Requires the [OpenEXR](#) delegate library.

Farbfeld lossless image format

sRGB 16-bit RGBA lossless image format

List1

Group 3 TIFF	This format is a fixed width of 1728 as required by the standard. See TIFF format. Note that FAX machines use non-square pixels which are 1.5 times wider than they are tall but computer displays use square pixels so FAX images may appear to be narrow unless they are explicitly resized using a resize specification of 100x150%.
FIG graphics format	Requires TransFig .
Flexible Image Transport System	To specify a single-precision floating-point format, use <code>-define quantum:format=floating-point</code> . Set the depth to 64 for a double-precision floating-point format.
FilmLight floating point image format	
Free Lossless Image Format	
FlashPix Format	FlashPix has the option to store mega- and giga-pixel images at various resolutions in a single file which permits conservative bandwidth and fast reveal times when displayed within a Web browser. Requires the FlashPix SDK . Specify the FlashPix viewing parameters with the <code>-define fpx:view</code> .
Read and write multispectral channels as formatted text	
CompuServe Graphics Interchange Format	8-bit RGB PseudoColor with up to 256 palette entries. Specify the format GIF87 to write the older version 87a of the format. Use <code>-transparent-color</code> to specify the GIF transparent color (e.g. <code>-transparent-color wheat</code>).
Gnuplot plot files	Requires gnuplot4.0.tar.Z or later. Use <code>-size</code> and <code>-depth</code> to specify the image width, height, and depth. To specify a single precision floating-point format, use <code>-define quantum:format=floating-point</code> . Set the depth to 32 for single precision floats, 64 for double precision, and 16 for half-precision. For signed pixel data, use <code>-define quantum:format=signed</code> . ImageMagick supports scanline padding. If your image is not padded, you can instead read the image as a 1-D vector and reshape it: <code>magick -size 38700x1 -depth 1 gray:image.bin -reshape 180x215 image.png</code> .
Raw gray samples	Use <code>-size</code> and <code>-depth</code> to specify the image width, height, and depth. To specify a single precision floating-point format, use <code>-define quantum:format=floating-point</code> . Set the depth to 32 for single precision floats, 64 for double precision, and 16 for half-precision.
Raw gray and alpha samples	
Radiance RGBE image format	Set the quality to 100 to produce lossless HEIC images. Requires the libheif delegate library. Recognized defines include <code>heic:preserve-orientation={true,false}</code> , <code>depth-image={true,false}</code> , <code>heic:speed</code> , and <code>heic:chroma</code> .
Apple High efficiency Image Format	
High Efficiency Image File Format (with h.265/HEVC encoding)	HEIF is a container format supporting multiple codecs. HEIF with h.265/HEVC encoding is supported via libheif and libde265 .
HP-GL plotter language	Requires hp2xx-3.4.4.tar.gz
Slow Scan TeleVision	
Hypertext Markup Language with a client-side image map	Also known as HTM. Requires html2ps to read. Note, the <code>\xff</code> character is not permitted in any filename when exporting client-side image maps.
Microsoft icon	Also known as ICON.

List1

Format and characteristics of the image

ISO/TR 11548-1 BRaiLle	Uses juxtaposition of 8-dot braille patterns (thus 8x2 dot matrices) to reproduce images, using the ISO/TR 11548-1 Braille encoding.
ISO/TR 11548-1 BRaiLle 6 dots	Uses juxtaposition of 6-dot braille patterns (thus 6x2 dot matrices) to reproduce images, using the ISO/TR 11548-1 Braille encoding.
Joint Bi-level Image experts Group file interchange format Multiple-image Network Graphics JPEG-2000 JP2 File Format Syntax	Also known as BIE and JBG. Requires jbigkit-1.6.tar.gz . JPEG in a PNG-style wrapper with transparency. Requires libjpeg and libpng-1.0.11 or later, libpng-1.2.5 or later recommended. Specify the encoding options with the -define option. See JP2 Encoding Options for more details.
JPEG-2000 Code Stream Syntax	Specify the encoding options with the -define option See JP2 Encoding Options for more details.
JPEG-2000 Code Stream Syntax	Specify the encoding options with the -define option See JP2 Encoding Options for more details.
JPEG-2000 Code Stream Syntax	Specify the encoding options with the -define option See JP2 Encoding Options for more details. Note, JPEG is a lossy compression. In addition, you cannot create black and white images with JPEG nor can you save transparency. Requires jpegsrc.v8c.tar.gz . You can set quality scaling for luminance and chrominance separately (e.g. -quality 90,70). You can optionally define the DCT method, for example to specify the float method, use -define jpeg:dct-method=float . By default we compute optimal Huffman coding tables. Specify -define jpeg:optimize-coding=false to use the default Huffman tables. Specify -define jpeg:arithmetic-coding=true to enable Huffman optimization. Two other options include -define jpeg:block-smoothing and -define jpeg:fancy-upsampling . Set the sampling factor with -define jpeg:sampling-factor . You can size the image with jpeg:size, for example -define jpeg:size=128x128 . To restrict the maximum file size, use jpeg:extent, for example -define jpeg:extent=400KB . To define one or more custom quantization tables, use -define jpeg:q-table=filename . These values are multiplied by -quality argument divided by 100.0. To avoid reading a particular associated image profile, use -define profile:skip=name (e.g. profile:skip=ICC).
Joint Photographic Experts Group JFIF format	
JPEG extended range	Requires the jxrlib delegate library. Put the JxrDecApp and JxrEncApp applications in your execution path.
JavaScript Object Notation, a lightweight data-interchange format	Include additional attributes about the image with these defines: -define json:locate , -define json:limit , -define json:moments , or -define json:features . Specify the JSON model schema version with -define json:version . The current version is 1.0. Any version less than 1.0, returns the original JSON output which included misspelled labels.

List1

JPEG XL image coding system	<p>Requires the JPEG XL delegate library. Use <code>-define jxl:effort=integer</code> to set the effort and <code>-define jxl:decoding-speed=integer</code> to set the decoding speed. To specify a single precision floating-point format, use <code>-define quantum:format=floating-point</code>. Set the depth to 32 for single precision floats and 16 for half-precision.</p> <p>Kodak Photo RAW</p> <p>Kodak DC40/50/120, P850</p>
Morphology kernel format	format suitable for a morphology kernel
Linux reference manual pages	Requires that GNU groff and Ghostscript are installed.
MATLAB image format	
Magick multispectral image file format	<p>Mamiya Photo RAW</p> <p>This format persists all image attributes known to ImageMagick. To specify a single precision floating-point format, use <code>-define quantum:format=floating-point</code>. Set the depth to 32 for single precision floats, 64 for double precision, and 16 for half-precision.</p>
Bi-level bitmap in least-significant-byte first order	
Multiple-image Network Graphics	A PNG-like Image Format Supporting Multiple Images, Animation and Transparent JPEG. Requires libpng-1.0.11 or later, libpng-1.2.5 or later recommended. An interframe delay of 0 generates one frame with each additional layer composited on top. For motion, be sure to specify a non-zero delay.
Motion Picture Experts Group file interchange format (version 2)	Requires ffmpeg .
Motion Picture Experts Group file interchange format (version 1)	Requires ffmpeg .
Magick Pixel Cache image file format	<p>The most efficient data processing pattern is a write-once, read-many-times pattern. The image is generated or copied from source, then various analyses are performed on the image pixels over time. MPC supports this pattern. MPC is the native in-memory ImageMagick uncompressed file format. This file format is identical to that used by ImageMagick to represent images in memory and is read by mapping the file directly into memory. The MPC format is not portable and is not suitable as an archive format. It is suitable as an intermediate format for high-performance image processing. The MPC format requires two files to support one image. Image attributes are written to a file with the extension <code>.mpc</code>, whereas, image pixels are written to a file with the extension <code>.cache</code>.</p>
Multi-picture Object	
Magick Persistent Registry	<p>This format permits you to write to and read images from memory. The filename is the registry key. The image persists until you explicitly delete it or the program exits. For example, let's use the MPR to create a checkerboard: <code>magick \(-size 15x15 canvas:black canvas:white -append \) \ \(+clone -flip \) +append -write mpr:checkers +delete \</code></p> <p><code>-size 240x240 tile:mp:checkers -delete registry:checkers board.png</code></p>
Sony (Minolta) Raw Image File	Set <code>-define dng:use-camera-wb=true</code> to use the RAW-embedded color profile for Sony cameras.

List1

Magick Scripting Language MTV Raytracing image format	MSL is the XML-based scripting language supported by the conjure utility. MSL requires the libxml2 delegate library.
Magick Vector Graphics.	The native ImageMagick vector metafile format. A text file containing vector drawing commands accepted by magick 's -draw option.
Nikon Digital SLR Camera Raw Image File	
Olympus Digital Camera Raw Image File open exchange format for layered raster based graphics	
On-the-air Bitmap	
Xv's Visual Schnauzer thumbnail format	
Palm pixmap	
Common 2-dimensional bitmap format	
Windows Clipboard Portable bitmap format (black and white)	Only available under Microsoft Windows. The maximum resolution written is 768x512 pixels since larger images require huffman compression (which is not supported). Use -bordercolor to specify the border color (e.g. -bordercolor black).
Photo CD	
Photo CD	Decode with the sRGB color tables.
HP Page Control Language	Use -define to specify fit to page option (e.g. -define pcl:fit-to-page=true).
ZSoft IBM PC Paintbrush file	
Palm Database	
ImageViewer Format	

	Requires Ghostscript to read. By default, ImageMagick sets the page size to the MediaBox. Some PDF files, however, have a CropBox or TrimBox that is smaller than the MediaBox and may include white space, registration or cutting marks outside the CropBox or TrimBox. To force ImageMagick to use the CropBox or TrimBox rather than the MediaBox, use -define (e.g. <code>-define pdf:use-cropbox=true</code> or <code>-define pdf:use-trimbox=true</code>). Use -density to improve the appearance of your PDF rendering (e.g. <code>-density 300x300</code>). To specify direct conversion from Postscript to PDF, use <code>-define delegate:bimodel=true</code> . Use <code>-define pdf:fit-page=true</code> to scale to the page size. To immediately stop processing upon an error, set <code>-define pdf:stop-on-error=true</code> . To set the page direction preferences to right-to-left, try <code>-define pdf:page-direction=right-to-left</code> . By default, the PDF is printed using "screen" for annotations and images. Use <code>-define pdf:printed=true</code> to instead utilize the printer options. Use -alpha remove to remove transparency. When writing to a PDF, thumbnails are included by default. To skip generating thumbnails, <code>-define pdf:thumbnail=false</code> . To enable interpolation when rendering, use <code>-define pdf:interpolate=true</code> .
Portable Document Format	
Pentax Electronic File	Requires an explicit image format otherwise the image is interpreted as a TIFF image (e.g. <code>pef:image.pef</code>).
Embrid Embroidery Format	
Postscript Type 1 font (ASCII)	Opening as file returns a preview image.
Postscript Type 1 font (binary)	Opening as file returns a preview image.
Portable float map format	
Portable graymap format (gray scale)	
Portable float map format 16-bit half	
Personal Icon	
Apple Macintosh QuickDraw/PICT file	
Alias/Wavefront RLE image format	

List1

	Requires libpng-1.0.11 or later, libpng-1.2.5 or later recommended. The PNG specification does not support pixels-per-inch units, only pixels-per-centimeter. To avoid reading a particular associated image profile, use -define profile:skip=name (e.g. profile:skip=ICC). Set the maximum chunk size with -define png:chunk-malloc-max=value .
Portable Network Graphics	
Portable Network Graphics	8-bit indexed with optional binary transparency
Portable Network Graphics	PNG inheriting subformat from original if possible
Portable Network Graphics	opaque or binary transparent 24-bit RGB
Portable Network Graphics	opaque or transparent 32-bit RGBA
Portable Network Graphics	opaque or binary transparent 48-bit RGB
Portable Network Graphics	opaque or transparent 64-bit RGB
	PNM is a family of formats supporting portable bitmaps (PBM) , graymaps (PGM), and pixmaps (PPM). There is no file format associated with pnm itself. If PNM is used as the output format specifier, then ImageMagick automatically selects the most appropriate format to represent the image. The default is to write the binary version of the formats. Use -compress none to write the ASCII version of the formats.
Portable anymap	
Pocketmod personal organizer format	Example usage: <code>magick -density 300 pages?.pdf pocketmod:organize.pdf</code>
Portable pixmap format (color)	
	Requires Ghostscript to read. To force ImageMagick to respect the crop box, use -define (e.g. -define eps:use-cropbox=true). Use -density to improve the appearance of your Postscript rendering (e.g. -density 300x300). Use -alpha remove to remove transparency. To specify direct conversion from PDF to Postscript, use -define
Adobe PostScript file	delegate:bimodel=true .
Adobe Level II PostScript file	Requires Ghostscript to read.
Adobe Level III PostScript file	Requires Ghostscript to read.
Adobe Large Document Format	

List1

Adobe Photoshop multispectral bitmap file	<p>Use <code>-define psd:alpha-unblend=off</code> to disable alpha blenning in the merged image. Use <code>-define psd:additional-info=all selective</code> to transfer additional information from the input PSD file to output PSD file. The 'selective' option will preserve all additional information that is not related to the geometry of the image. The 'all' option should only be used when the geometry of the image has not been changed. This option is helpful when transferring non-simple layers, such as adjustment layers from the input PSD file to the output PSD file. This define is available as of Imagemagick version 6.9.5-8. Use <code>-define psd:preserve-opacity-mask=true</code> to preserve the opacity mask of a layer and add it back to the layer when the image is saved.</p> <p>Multi-resolution TIFF containing successively smaller versions of the image down to the size of an icon. Use <code>-define ptif:pyramid</code> to specify the min-base and levels of the pyramid, e.g. 64x4.</p>
Pyramid encoded TIFF Seattle File Works multi-image file	
Quite OK Image Format	Fast, lossless image compression.
Radiance image file	Requires that <code>ra_ppm</code> from the Radiance software package be installed.
Fuji CCD-RAW Graphic File	
Raw gray samples	<p>Use <code>-size</code> and <code>-depth</code> to specify the image width, height, and depth. To specify a single precision floating-point format, use <code>-define quantum:format=floating-point</code>. Set the depth to 32 for single precision floats, 64 for double precision, and 16 for half-precision. For signed pixel data, use <code>-define quantum:format=signed</code>.</p> <p>Use <code>-size</code> and <code>-depth</code> to specify the image width, height, and depth. To specify a single precision floating-point format, use <code>-define quantum:format=floating-point</code>. Set the depth to 32 for single precision floats, 64 for double precision, and 16 for half-precision.</p>
Raw red, green, and blue samples	
Raw red, green, blue pixels in the 5-6-5 format	<p>Use <code>-size</code> to specify the image width and height. Use <code>-size</code> and <code>-depth</code> to specify the image width, height, and depth. To specify a single precision floating-point format, use <code>-define quantum:format=floating-point</code>. Set the depth to 32 for single precision floats, 64 for double precision, and 16 for half-precision.</p>
Raw red, green, blue, and alpha samples	

LEGO Mindstorms EV3
Robot Graphics File
Alias/Wavefront image
file
Utah Run length
encoded image file

Scitex Continuous
Tone Picture
Seattle File Works
image

Irix RGB image

Hypertext Markup Language client-side
image map Used to write HTML clickable image maps based on a
the output of [montage](#) or a format which supports
tiled images such as [MIFF](#).

Multiresolution
seamless image Requires the [mrsidgeodecode](#) command line utility
that decompresses MG2 or MG3 SID image files.

Raw text file Format compatible with the [-sparse-color](#) option.
Lists only non-fully-transparent pixels.

Sony Photo RAW Sony R1

Sony Photo RAW Sony DSC-F828, Sony DSC-R1

String to images and
back

SUN Rasterfile

ImageMagick utilizes [inkscape](#) if its in your
execution path otherwise [RSVG](#). If neither are
available, ImageMagick reverts to its internal SVG
renderer. The default resolution is 96 DPI. Use
[-size](#) command line option to specify the maximum
width and height. If you want to substitute
entities and you trust the SVG source, enable this
option: `-define svg:substitute-entities=true`. If
you want to render a very large SVG and you trust
the source, enable this option: `-define svg:parse-
huge=true`.

Scalable Vector
Graphics

text file

Requires an explicit format specifier to read,
e.g. `text:README.txt`.

Truevision Targa
image

Also known as formats ICB, VDA, and VST. Use -
`define tga:preserve-orientation=true` to preserve
the image orientation.

Tagged image file multispectral format PSX TIM file	Also known as TIF. Requires tiff-v3.6.1.tar.gz or later. Use -define to specify the rows per strip (e.g. -define tiff:rows-per-strip=8). To define the tile geometry, use for example, -define tiff:tile-geometry=128x128 . To specify a signed format, use -define quantum:format=signed . To specify a single-precision floating-point format, use -define quantum:format=floating-point . Set the depth to 64 for a double-precision floating-point format. Use -define quantum:polarity=min-is-black or -define quantum:polarity=min-is-white toggle the photometric interpretation for a bilevel image. Specify the extra samples as associated or unassociated alpha with, for example, -define tiff:alpha=unassociated . Set the fill order with -define tiff:fill-order=msb lsb . Set the TIFF endianness with -define tiff:endian=msb lsb . Use -define tiff:exif-properties=false to skip reading the EXIF properties. Use -define tiff:gps-properties=false to skip reading the GPS properties. You can set a number of TIFF software attributes including document name, host computer, artist, timestamp, make, model, software, and copyright. For example, -set tiff:software "My Company" . If you want to ignore certain TIFF tags, use this option: -define tiff:ignore-tags=comma-separated-list-of-tag-IDs . Since version 6.9.1-4 there is support for reading photoshop layers in TIFF files, this can be disabled with -define tiff:ignore-layers=true . To preserve compression of the source image, use: -define tiff:preserve-compression=true .
TrueType font file Multispectral raw text file	Requires freetype 2 . Opening as file returns a preview image. Use -set if you do not want to hint glyph outlines after their scaling to device pixels (e.g. -set type:hinting off). Use -define to specify the color compliance (e.g. -define txt:compliance=css).
Unicode BRaiLle	Uses juxtaposition of 8-dot braille patterns (thus 8x2 dot matrices) to reproduce images, using the Unicode Braille encoding.
Unicode BRaiLle 6 dots	Uses juxtaposition of 6-dot braille patterns (thus 6x2 dot matrices) to reproduce images, using the Unicode Braille encoding.
X-Motif UIL table	Use -size and -depth command line options to specify width and height. Use -sampling-factor to set the desired subsampling (e.g. -sampling-factor 4:2:2).
Interleaved YUV raw image VICAR rasterfile format	

Various video formats such as APNG, AVI, MP4, WEBM, etc. Refer to [defines](#) for a description of these defines:
 video:intermediate-format, video:pixel-format, and video:vsync defines, that can affect the operation on these video formats.

Khoros Visualization Image File Format

Wireless bitmap	Support for uncompressed monochrome only. Requires the jxrlib delegate library. Put the JxrDecApp and JxrEncApp applications in your execution path.
JPEG extended range	Requires the WEBP delegate library. The muxing delegate library is required to read animated Webp image containers. Specify the encoding options with the -define option See WebP Encoding Options for more details.
Weppy image format	Requires libwmf . By default, renders WMF files using the dimensions specified by the metafile header. Use the -density option to adjust the output resolution, and thereby adjust the output size. The default output resolution is 72DPI so -density 144 results in an image twice as large as the default. Use -background color to specify the WMF background color (default white) or -texture filename to specify a background texture image.
Windows Metafile	
Word Perfect Graphics File	
display or import an image to or from an X11 server	Use -define to obtain the image from the root window (e.g. -define x:screen=true). Set x:silent=true to turn off the beep when importing an image.
Foveon X3 (Sigma/Polaroid) RAW	
X Windows system bitmap, black and white only	Used by the X Windows System to store monochrome icons.
GIMP image	
X Windows system pixmap	Also known as PM. Used by the X Windows System to store color icons.
X Windows system window dump	Used by the X Windows System to save/display screen dumps.
Sigma Camera RAW Picture File	

human-readable data-serialization language	Include additional attributes about the image with these defines: <code>-define yamll:locate</code> , <code>-define yamll:limit</code> , <code>-define yamll:moments</code> , or <code>-define yamll:features</code> . Specify the JSON model schema version with <code>-define yamll:version</code> . The current version is 1.0.
Raw Y, Cb, and Cr samples	Use <code>-size</code> and <code>-depth</code> to specify the image width, height, and depth.
Raw Y, Cb, Cr, and alpha samples	Use <code>-size</code> and <code>-depth</code> to specify the image width, height, and depth. Use <code>-size</code> and <code>-depth</code> command line options to specify width, height, and depth. Use <code>-sampling-factor</code> to set the desired subsampling
CCIR 601 4:1:1	(e.g. <code>-sampling-factor 4:2:2</code>).